


SOLUTIONS FOR SMARTER AND SMOOTHER PEOPLE FLOW

KONE PEOPLE FLOW INTELLIGENCE – KEEPING YOUR BUILDING MOVING

Property owners and developers are under increasing pressure to ensure that tenants can move around buildings as quickly and comfortably as possible while simultaneously providing improved security and access control. KONE's comprehensive and flexible People Flow Intelligence solutions are designed to meet these demands. They are based on industry-leading technology that can be adapted according to your changing needs, which enables efficient building management, and adds real value to your property.

KONE People Flow Intelligence comprises solutions for access and destination control, as well as information communication and equipment monitoring.



ACCESS

INFORMATION

KONE PEOPLE FLOW
INTELLIGENCE

DESTINATION

MONITORING

ACCESS

- **Smooth people flow and improved security** with KONE Access™ – our access control system for elevators, turnstiles and building doors
- **Easy to adapt** if your needs change, with flexible, modular solutions
- **Simplified planning, installation, and operation** with one system from one partner
- **Freedom of choice** with possibility to integrate KONE Access for elevators with any third party access control system in the building

DESTINATION

- **Industry-leading traffic handling performance** with KONE Destination
- **Increased comfort and convenience** with clear guidance and intelligent passenger grouping
- **User-friendly and attractive user interfaces** including innovative touchscreens and a new smartphone application
- **Smooth, non-disruptive modernization** of existing elevators with immediate performance and efficiency gains

INFORMATION

- **Information and advertisements** displayed in lobby and/or cars on the stylish KONE InfoScreen, with quick, convenient content management and remote updating
- **Rapid information channel** for facility managers and service providers to communicate safety and other building-related information to tenants and visitors
- **Improved passenger guidance** during building changes or construction work
- **Stylish design matches KONE signalization equipment** for a consistent look and feel

MONITORING

- **Easy remote monitoring, configuration, and management of elevators and escalators** from a single location through KONE E-Link™
- **Accurate real-time data available instantly** on transportation demand, traffic performance, and elevator capacity
- **Comprehensive reporting, including archiving of performance data** for analysis and troubleshooting
- **Remote shutdown of equipment enables energy savings** during low-demand periods

WHY WORK WITH KONE?

- **We make your building more desirable to potential tenants.**
User-friendly, customizable solutions ensure smooth people flow from front door to final destination – less waiting, more comfort.
- **When your needs change, so do our solutions.**
We provide scalable and modular out-of-the-box solutions and tailored solutions that can be customized for new or existing buildings.
- **We offer world-class visual design.**
A visually consistent range of high-quality accessories and components across our entire solution portfolio improves the visual appeal of your lobby and elevators.
- **Everything you need from one partner.**
An end-to-end solution from KONE means lower total costs and no need to coordinate with multiple suppliers.

KONE ACCESS SOLUTIONS

IMPROVE SECURITY AND PEOPLE FLOW

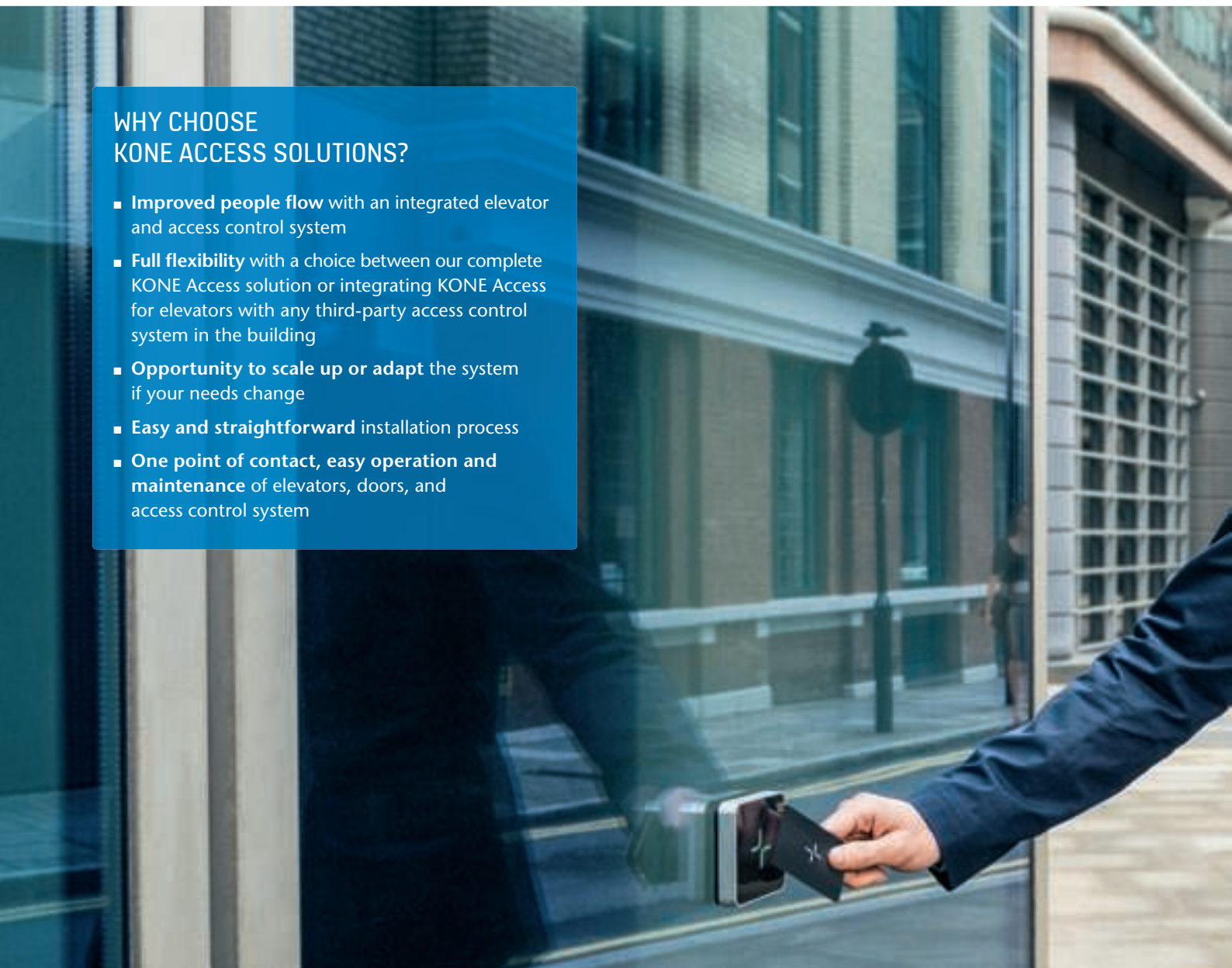
KONE Access™ features an access control system that is seamlessly integrated with the elevators, building doors, and turnstiles to provide maximum security while ensuring smooth people flow. Our flexible, customizable solution can be adapted to meet your changing needs and requirements.

WITH KONE ACCESS, YOU CAN:


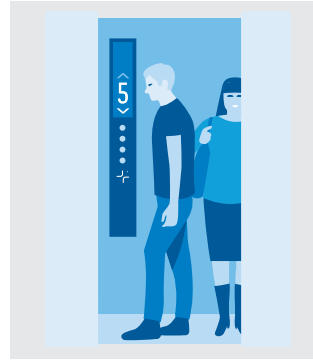
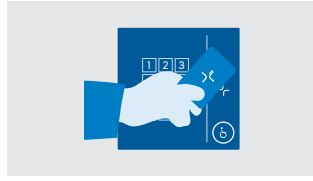
- Create and manage access profiles according to area, time, date, or person
- Control door, turnstile, and elevator access according to individual access rights
- Specify personalized elevator calls for user groups or individuals, including allowed floors, home floor, accessibility features, and priority calls
- Manage visitor access for improved convenience and building security

WHY CHOOSE KONE ACCESS SOLUTIONS?

- **Improved people flow** with an integrated elevator and access control system
- **Full flexibility** with a choice between our complete KONE Access solution or integrating KONE Access for elevators with any third-party access control system in the building
- **Opportunity to scale up or adapt** the system if your needs change
- **Easy and straightforward** installation process
- **One point of contact, easy operation and maintenance** of elevators, doors, and access control system



HOW KONE ACCESS WORKS



ENTRANCE

Tenants entering the building through doors or via the parking garage show their access card at the card reader, or enter their PIN code if required.

LOBBY

Tenants show their access card at the card reader integrated with a destination operating panel before making an elevator call. Access is granted according to their floor access rights. Integrated turnstiles can be used for both access management and elevator call allocation.

ELEVATOR

Inside the elevator, tenants show their access card at the card reader integrated with the car operating panel and select their destination based on their floor access rights.

OFFICE DOOR

Tenants access their office door by showing their access card at the card reader on the wall.



KONE DESTINATION SOLUTIONS

OPTIMIZE ELEVATOR PERFORMANCE

A destination control system can significantly improve convenience in your building while boosting elevator traffic handling capacity and performance. Guiding users to the most appropriate elevator means less crowded cars, shorter travel times, and fewer unnecessary stops. While conventional elevator control systems only register the desired travel direction, the KONE Destination takes into account the number of waiting passengers and their desired destination floors.

WHY CHOOSE KONE DESTINATION SOLUTIONS?

- **Increased handling capacity.** The handling capacity of the elevator system is improved, especially during peak traffic periods.
- **Shorter time to destination, fewer intermediate stops.** Passengers with the same destination are grouped together, leading to fewer intermediate stops and shorter journey times.
- **More comfort.** The correct number of passengers is assigned to each elevator to avoid overcrowding.
- **Improved security.** The elevator system can be integrated with the building's access control system, restricting unauthorized use of the elevators and increasing peace of mind for tenants.
- **Extensive personalization.** When combined with KONE Access, options include user-specific door times, automatic call allocation to passengers' home floors, and audible guidance.
- **Improved guidance.** Listed floor destinations allow passengers to quickly check that they are entering the correct car.
- **Better accessibility.** For people who need more time and space, an accessibility function can be activated using a card reader or a special button.



SMART, STYLISH USER INTERFACES

Our user-friendly, integrated access and destination solutions are designed to make it easy for people to move throughout your building. Users can select their destination on a stylish, intuitive touchscreen destination operating panel or, for even greater convenience, they can also make elevator calls directly from their mobile device.



Our new destination operating panel incorporates the latest capacitive touchscreen technology and a highly intuitive interface for an effortless elevator experience.



KONE RemoteCall™ is an innovative mobile application for smartphones. It allows users to make personalized elevator calls quickly and conveniently from anywhere in the building.

KONE INFORMATION SOLUTIONS

IMPROVE GUIDANCE AND COMMUNICATION

The KONE InfoScreen is a quick and easy way to deliver multimedia and web-based information to tenants and improve guidance in your building. Screens can be located in elevator cars and on landings, and the solution can also be used as an advertising revenue channel. Information can be updated remotely across multiple screens using a convenient information management system.



SYSTEM CONFIGURATIONS

KONE INFOSCREEN STANDARD

An offline elevator display system for displaying information that rarely needs updating, such as tenant names and logos. Content is transferred and updated using a USB memory stick.

KONE INFOSCREEN PREMIUM

An online elevator display system for sites that require automatic or remote updating of a wide variety of content. Content can be updated either through a local PC or automatically from a remote server.



WHY CHOOSE KONE INFORMATION SOLUTIONS?

- **Customizable** with user-defined online or offline content
- **Quick, clear communication** of real-time information
- **Automatic and remote content updating** for multiple displays
- **Improve guidance** for passengers
- **Boost business** with effective marketing communication
- **Modernize** existing elevator systems
- **Visually appealing design** in line with KONE signalization, enabling a consistent look and feel throughout your building

KONE MONITORING SOLUTIONS

REMOTELY MONITOR AND CONTROL ONE BUILDING OR MANY

KONE E-Link™ is a comprehensive and easy-to-use solution for monitoring elevator and escalator operation from a single central location. Equipment can be configured and managed remotely and the wide range of operational data provided gives a real-time view of equipment status across all your locations.

WHY CHOOSE KONE MONITORING SOLUTIONS?

- **Effective remote monitoring and management** of all KONE and third-party equipment across multiple locations
- **Accurate real-time and historical overview** of transportation demand, traffic performance, and elevator capacity from a single user-friendly interface
- **Easy integration** with building management systems
- **Rapid response** to problem situations and quicker troubleshooting with instant access to performance data
- **Remote shutdown of equipment** when not in use, saving energy
- **Add value to your building** and increase its attractiveness to tenants



Traffic displays show real-time traffic monitoring of all elevators and escalators.



Deviation monitoring summaries show the operational status of each unit.



Availability reports reflect the operational quality of the equipment.



Additional reports, such as number of passengers calls per time unit, allow you to see equipment usage figures and trends.

WITH KONE E-LINK, YOU CAN:

- Identify the buildings and groups to be monitored on the building layout or map
- View elevator groups within buildings as interactive icons on the map
- See real-time traffic display, including position and detailed status of each piece of equipment
- Issue commands: make elevator calls, change elevator operating mode, define parking floor or lock floors
- Use an extended view to monitor the status of all equipment on one screen
- Get a comprehensive set of reports including elevator reports, destination control system reports, and alarm reports



KONE provides innovative and eco-efficient solutions for elevators, escalators, automatic building doors and the systems that integrate them with today's intelligent buildings.

We support our customers every step of the way; from design, manufacturing and installation to maintenance and modernization. KONE is a global leader in helping our customers manage the smooth flow of people and goods throughout their buildings.

Our commitment to customers is present in all KONE solutions. This makes us a reliable partner throughout the life cycle of the building. We challenge the conventional wisdom of the industry. We are fast, flexible, and we have a well-deserved reputation as a technology leader, with such innovations as KONE MonoSpace®, KONE NanoSpace™ and KONE UltraRope®.

KONE employs close to 52,000 dedicated experts to serve you globally and locally.

KONE CORPORATION

Head office

Kartanontie 1
P.O. Box 8
FI-00331 Helsinki
Finland
Tel. +358 (0)204 751

Corporate offices

Keilasatama 3
P.O. Box 7
FI-02151 Espoo
Finland
Tel. +358 (0)204 751

www.kone.com